

Hardwood Door Control Tech (Ningbo) Co., Ltd.

>>>

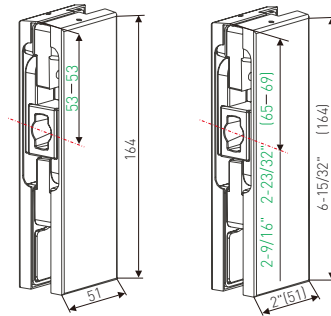
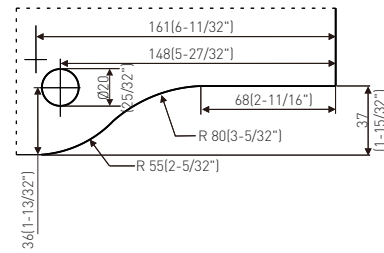

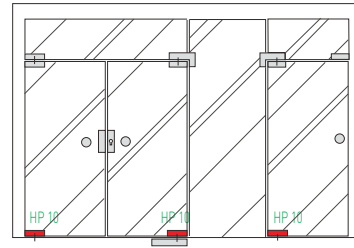
>>>GLASS PATCH FITTINGS

>>>



HP 10 (Bottom patch fitting with floor spring spindle, or round pivot)

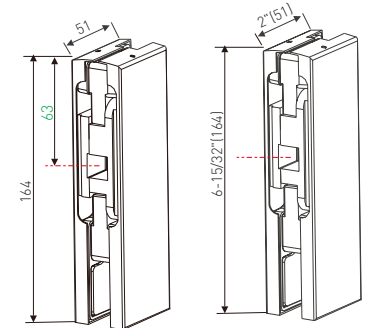
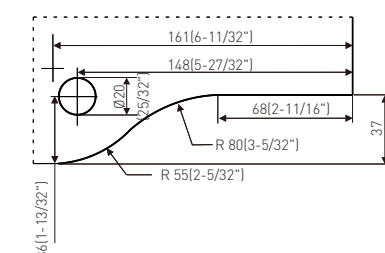

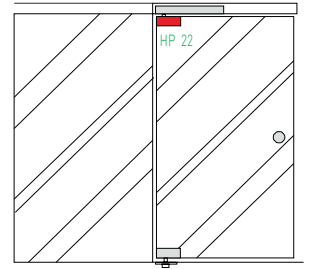
Model #	Glass Thickness	Cover MTL
HP-10-10-EU/USA	10mm(3/8")	Stainless steel Aluminum
HP-10-12-EU/USA	12mm(1/2")	
HP-10-15-EU/USA	15mm(5/8")	
HP-10-19-EU/USA	19mm(3/4")	



EU Version USA Version

HP 22 (top patch fitting with insert for RTS transom closer)

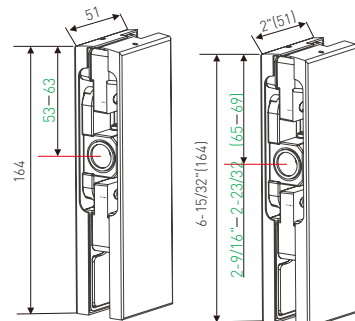
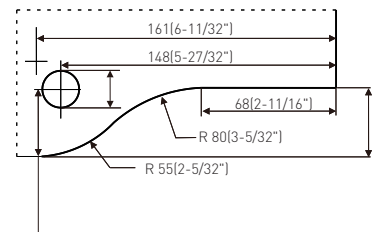

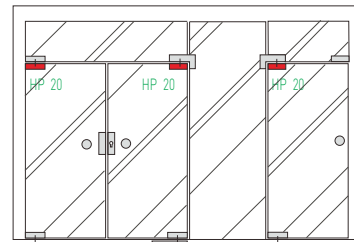
Model #	Glass Thickness	Cover MTL
HP-22-10-EU/USA	10mm(3/8")	Stainless steel Aluminum
HP-22-12-EU/USA	12mm(1/2")	
HP-22-15-EU/USA	15mm(5/8")	
HP-22-19-EU/USA	19mm(3/4")	



EU Version USA Version

HP 20 (Top patch fitting with plastic socket for 15 mm Ø pivot pin)

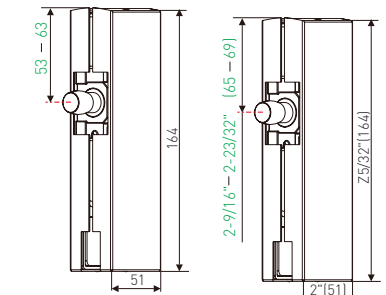
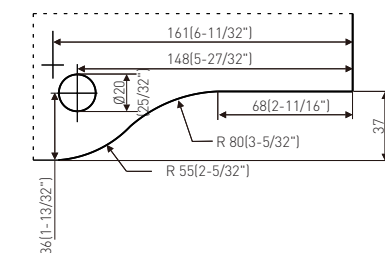

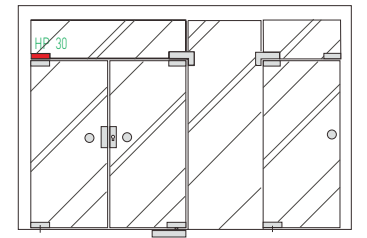
Model #	Glass Thickness	Cover MTL
HP-20-10-EU/USA	10mm(3/8")	Stainless steel Aluminum
HP-20-12-EU/USA	12mm(1/2")	
HP-20-15-EU/USA	15mm(5/8")	
HP-20-19-EU/USA	19mm(3/4")	



USA Version


HP 30 (overpanel pivot patch fitting with M8 tapped hole at side)

Model #	Glass Thickness	Cover MTL
HP-30-10-EU/USA	10mm(3/8")	Stainless steel Aluminum
HP-30-12-EU/USA	12mm(1/2")	
HP-30-15-EU/USA	15mm(5/8")	
HP-30-19-EU/USA	19mm(3/4")	

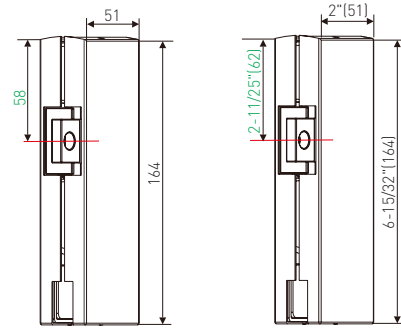
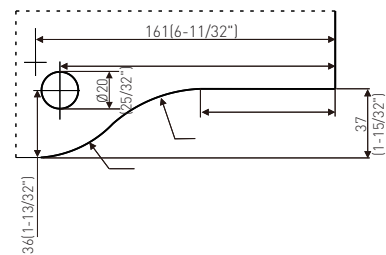
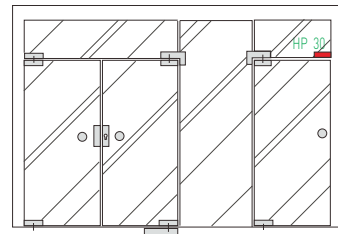


EU Version USA Version

HP 30(overpanel patch fitting with stop insert)




Model #	Glass Thickness	Cover MTL
HP-30-10-02-EU/USA	10mm(3/8")	Stainless steel Aluminum
HP-30-12-02-EU/USA	12mm(1/2")	
HP-30-15-02-EU/USA	15mm(5/8")	
HP-30-19-02-EU/USA	19mm(3/4")	

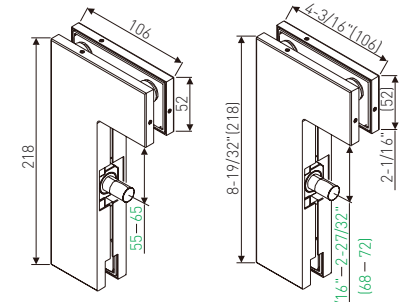
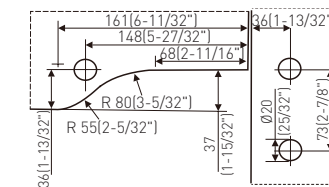
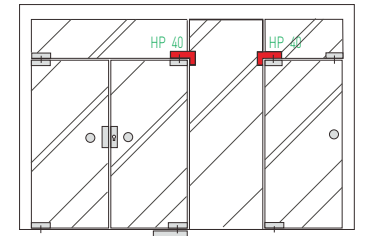


EU Version USA Version

HP 40(overpanel to sidepanel pivot patch fitting with 15 mm Ø pivot pin)




Model #	Glass Thickness	Cover MTL
HP-40-10-01-EU/USA	10mm(3/8")	Stainless steel Aluminum
HP-40-12-01-EU/USA	12mm(1/2")	
HP-40-15-01-EU/USA	15mm(5/8")	
HP-40-19-01-EU/USA	19mm(3/4")	

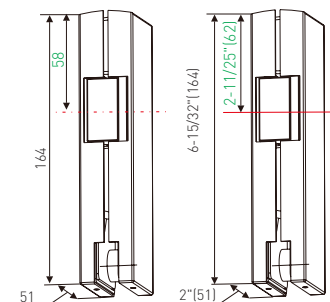
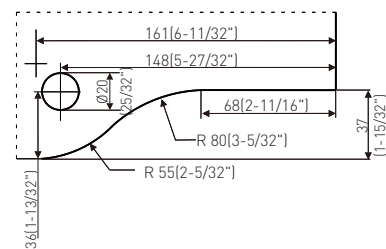
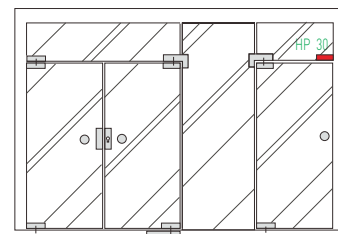


EU Version USA Version

HP 30(overpanel patch fitting with blank insert)




Model #	Glass Thickness	Cover MTL
HP-30-10-03-EU/USA	10mm(3/8")	Stainless steel Aluminum
HP-30-12-03-EU/USA	12mm(1/2")	
HP-30-15-03-EU/USA	15mm(5/8")	
HP-30-19-03-EU/USA	19mm(3/4")	

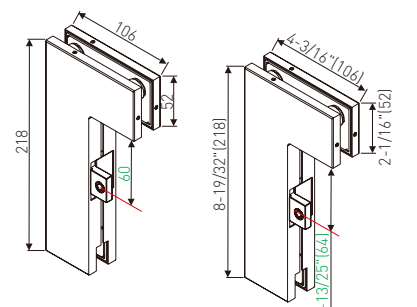
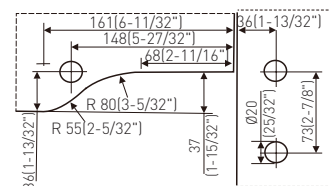
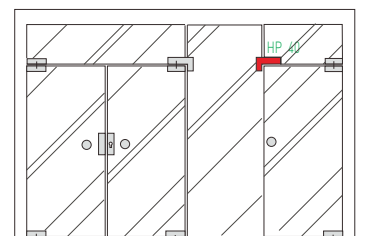


EU Version USA Version

HP 40(overpanel to sidepanel patch fitting with blank insert)



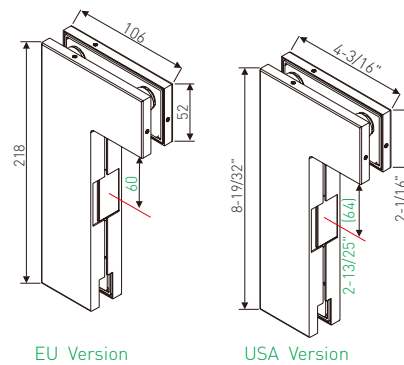
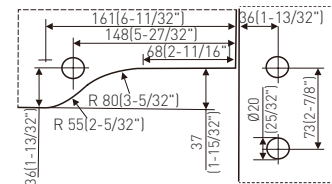

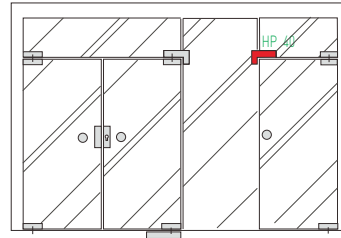
Model #	Glass Thickness	Cover MTL
HP-40-10-02-EU/USA	10mm(3/8")	Stainless steel Aluminum
HP-40-12-02-EU/USA	12mm(1/2")	
HP-40-15-02-EU/USA	15mm(5/8")	
HP-40-19-02-EU/USA	19mm(3/4")	





EU Version USA Version

HP 40(overpanel to sidepanel patch fitting with blank insert)

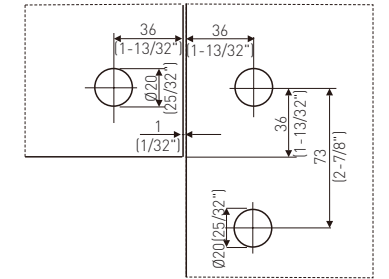
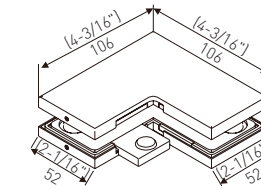
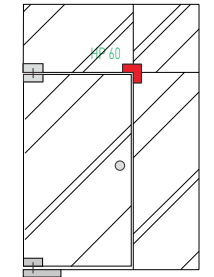
Model #	Glass Thickness	Cover MTL
HP-40-10-03-EU/USA	10mm(3/8")	Stainless steel Aluminum
HP-40-12-03-EU/USA	12mm(1/2")	
HP-40-15-03-EU/USA	15mm(5/8")	
HP-40-19-03-EU/USA	19mm(3/4")	




HP 60(overpanel to sidepanel patch fitting with one stop insert and two blank inserts)



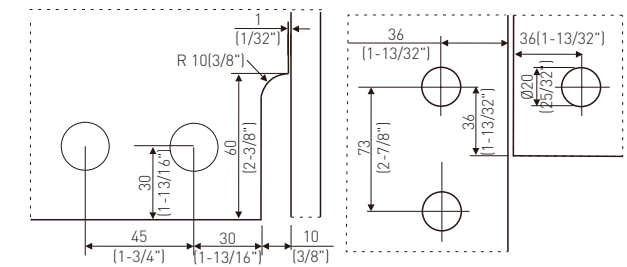
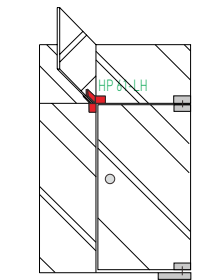
Model #	Glass Thickness	Cover MTL
HP-60-10	10mm(3/8")	Stainless steel Aluminum
HP-60-10	12mm(1/2")	
HP-60-10	15mm(5/8")	
HP-60-10	19mm(3/4")	



HP 61(overpanel to sidepanel patch fitting including fin fitting with one stop insert and two blank inserts)

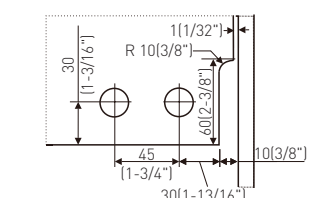
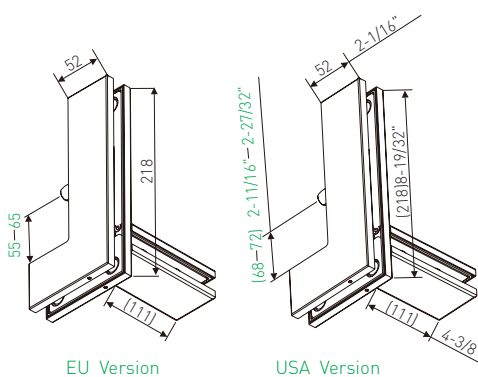
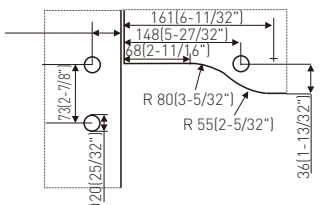

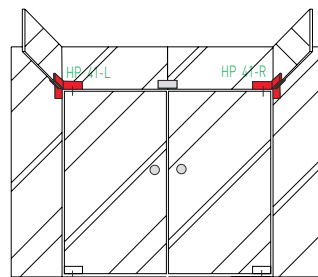


Model #	Glass Thickness	Cover MTL
HP-61-LH-10	10mm(3/8")	Stainless steel Aluminum
HP-61-LH-10	12mm(1/2")	
HP-61-LH-12	12mm(1/2")	
HP-61-LH-15	15mm(5/8")	
HP-61-LH-15	15mm(5/8")	
HP-61-LH-19	19mm(3/4")	





HP 41(overpanel to sidelight pivot patch fitting including fin fitting with 15 mm Ø pivot pin)

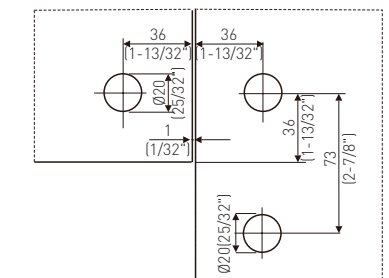
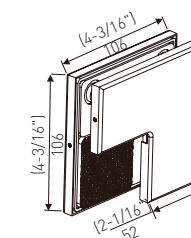
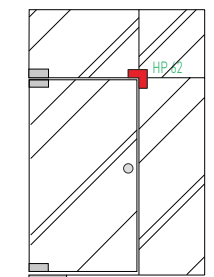
Model #	Glass Thickness	Cover MTL
HP-41-L-10-EU/USA	10mm(3/8")	Stainless steel Aluminum
HP-41-R-10-EU/USA	10mm(3/8")	
HP-41-L-12-EU/USA	12mm(1/2")	
HP-41-R-12-EU/USA	12mm(1/2")	
HP-41-L-15-EU/USA	15mm(5/8")	
HP-41-R-15-EU/USA	15mm(5/8")	
HP-41-L-19-EU/USA	19mm(3/4")	
HP-41-R-19-EU/USA	19mm(3/4")	




HP 62(overpanel to sidepanel patch fitting with stop)



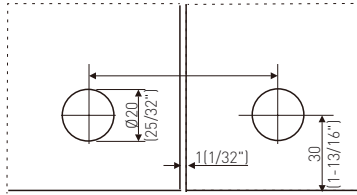
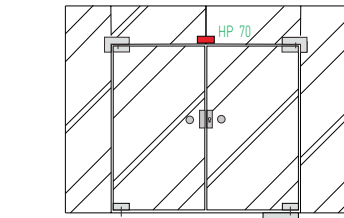
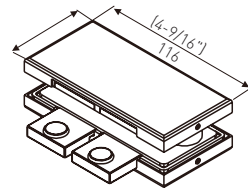
Model #	Glass Thickness	Cover MTL
HP-62-10	10mm(3/8")	Stainless steel Aluminum
HP-62-12	12mm(1/2")	
HP-62-15	15mm(5/8")	
HP-62-19	19mm(3/4")	




HP 70(Overpanel patch fitting incorporating stops insert to single action double doors)



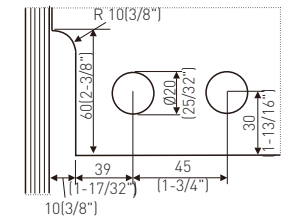
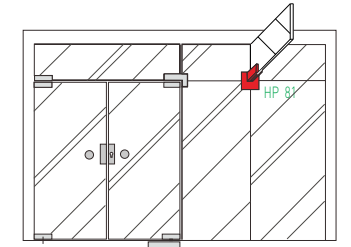
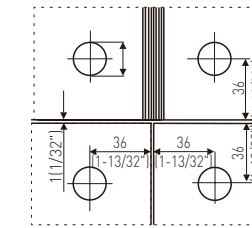
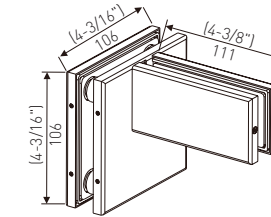
Model #	Glass Thickness	Cover MTL
HP-70-10	10mm(3/8")	Stainless steel Aluminum
HP-70-12	12mm(1/2")	
HP-70-15	15mm(5/8")	
HP-70-19	19mm(3/4")	




HP 81(Special patch and connection fitting)



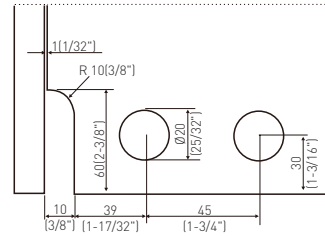
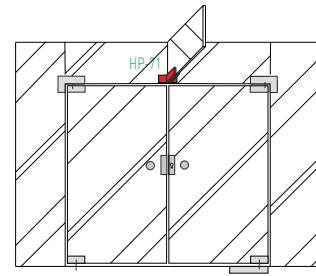
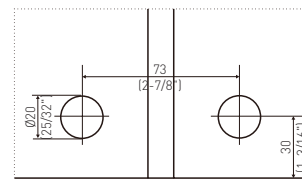
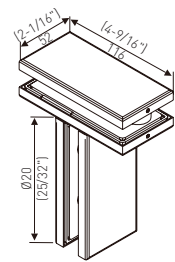
Model #	Glass Thickness	Cover MTL
HP-81-10	10mm(3/8")	Stainless steel Aluminum
HP-81-12	12mm(1/2")	





HP 71(Overpanel connector with fin fitting)



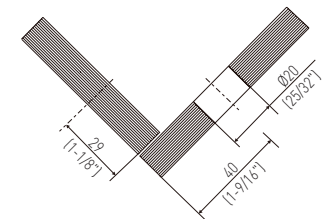
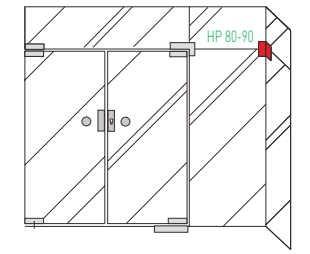
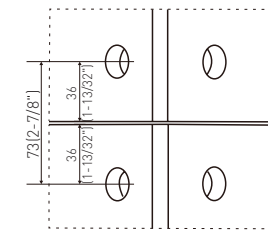
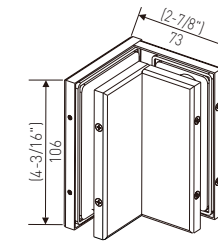
Model #	Glass Thickness	Cover MTL
HP-71-10	10mm(3/8")	Stainless steel Aluminum
HP-71-12	12mm(1/2")	





HP 80-90(Angled connector angle 90°)



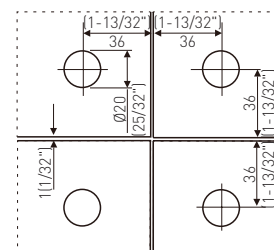
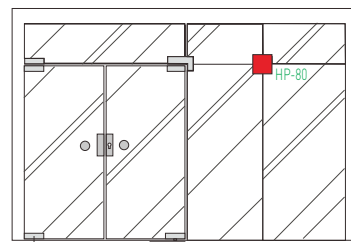
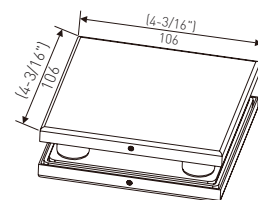
Model #	Glass Thickness	Cover MTL
HP-80-90-10-1	10mm(3/8")	Stainless steel Aluminum
HP-80-90-12-1	12mm(1/2")	




HP 80(Special patch and connection fitting)



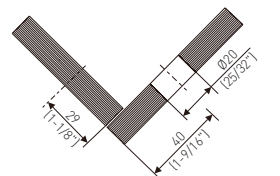
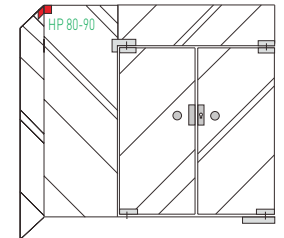
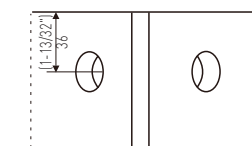
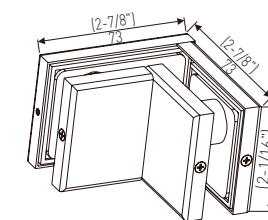
Model #	Glass Thickness	Cover MTL
HP-80-10	10mm(3/8")	Stainless steel Aluminum
HP-80-12	12mm(1/2")	
HP-80-15	15mm(5/8")	
HP-80-19	19mm(3/4")	



HP 80-90(short connector shortened, angle 90°)




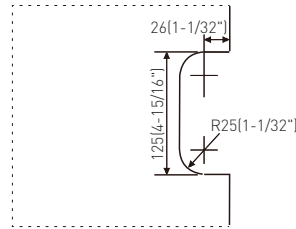
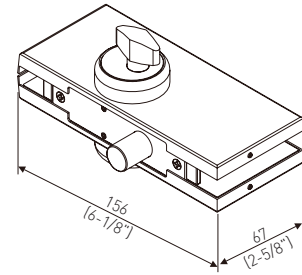
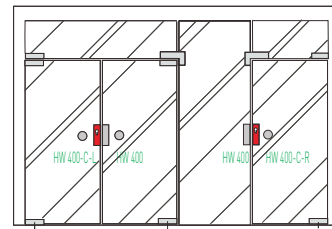
Model #	Glass Thickness	Cover MTL
HP-80-90-10-2	10mm(3/8")	Stainless steel Aluminum
HP-80-90-12-2	12mm(1/2")	



HW 400-C (Centre patch lock fitting)




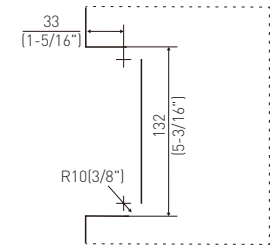
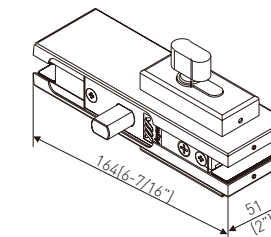
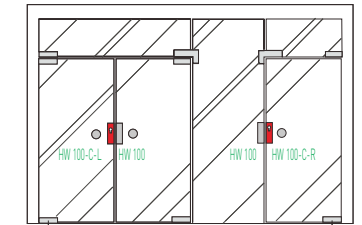
Model #	Glass Thickness	Cover MTL
HW-400-C-L	10-12mm (3/8"-1/2")	Stainless steel Aluminum
HW-400-C-R	10-12mm (3/8"-1/2")	Stainless steel Aluminum



HW 100-C (Centre patch lock fitting)




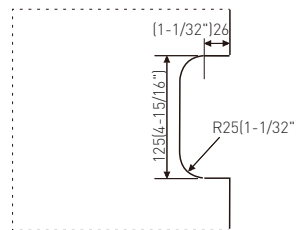
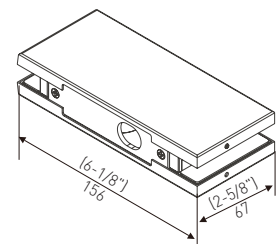
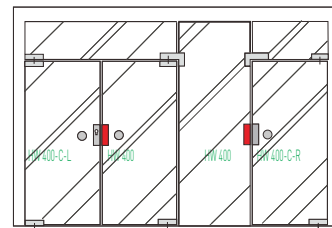
Model #	Glass Thickness	Cover MTL
HW-100-C-L	10-12mm (3/8"-1/2")	Stainless steel Aluminum
HW-100-C-R	10-12mm (3/8"-1/2")	Stainless steel Aluminum



HW 400 (Centre lock keeper patch fitting)




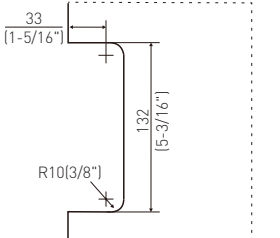
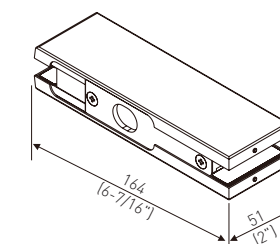
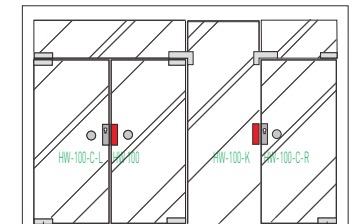
Model #	Glass Thickness	Cover MTL
HW-400	10-12mm (3/8"-1/2")	Stainless steel Aluminum



HW 100 (Centre lock keeper patch fitting)




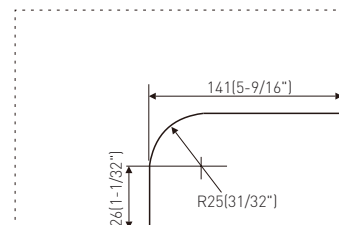
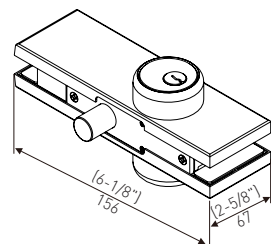
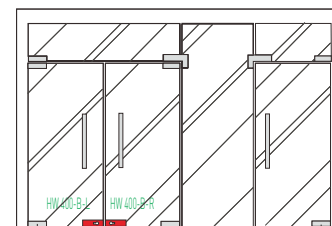
Model #	Glass Thickness	Cover MTL
HW-100	10-12mm (3/8"-1/2")	Stainless steel Aluminum



HW 400-B (Bottom patch lock fitting)




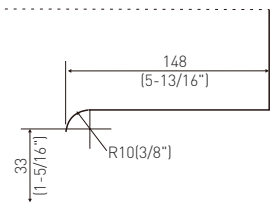
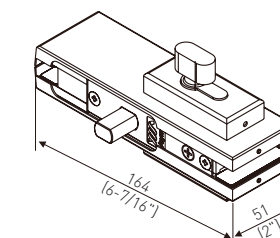
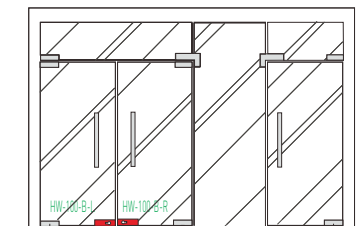
Model #	Glass Thickness	Cover MTL
HW-400-B-L	10-12mm (3/8"-1/2")	Stainless steel Aluminum
HW-400-B-R	10-12mm (3/8"-1/2")	Stainless steel Aluminum



HW 100-B (Bottom patch lock fitting)



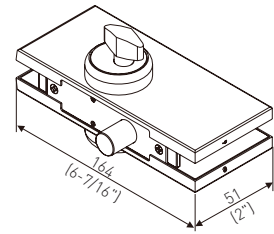

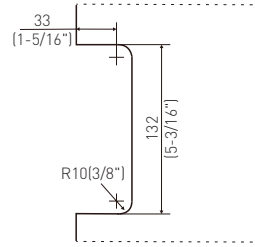
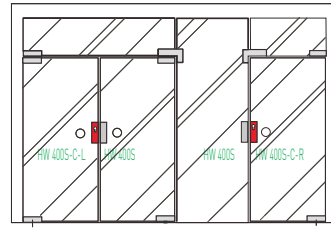
Model #	Glass Thickness	Cover MTL
HW-100-B-L	10-12mm (3/8"-1/2")	Stainless steel Aluminum
HW-100-B-R	10-12mm (3/8"-1/2")	Stainless steel Aluminum



HW 400S-C (Centre patch lock fitting)



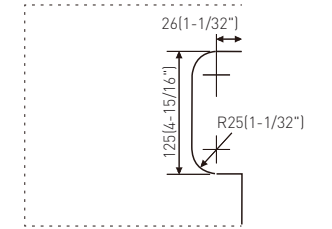

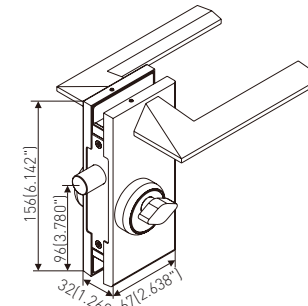
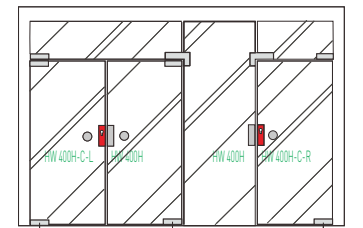
Model #	Glass Thickness	Cover MTL
HW-400S-C-L	10-12mm (3/8"-1/2")	Stainless steel Aluminum
HW-400S-C-R	10-12mm (3/8"-1/2")	Stainless steel Aluminum



HW 400H-C (Centre patch lock fitting)



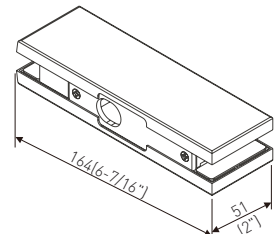

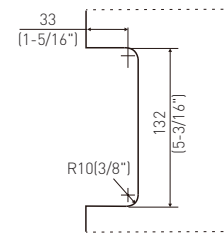
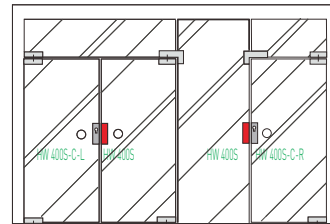
Model #	Glass Thickness	Cover MTL
HW-400H-C-L	10-12mm (3/8"-1/2")	Stainless steel Aluminum
HW-400H-C-R	10-12mm (3/8"-1/2")	Stainless steel Aluminum



HW 400S (Centre lock keeper patch fitting)



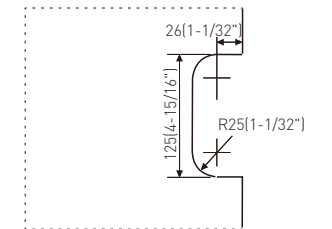

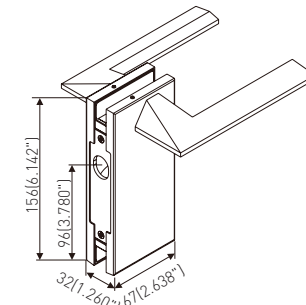
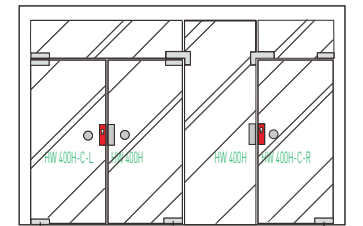
Model #	Glass Thickness	Cover MTL
HW-400S	10-12mm (3/8"-1/2")	Stainless steel Aluminum



HW 400H (Centre lock keeper patch fitting)



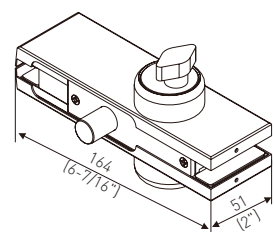

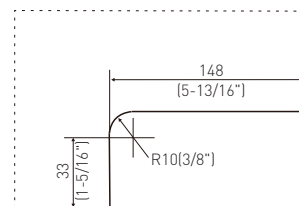
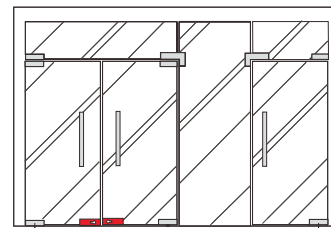
Model #	Glass Thickness	Cover MTL
HW-400H	10-12mm (3/8"-1/2")	Stainless steel Aluminum




HW 400S-B (Bottom patch lock fitting)



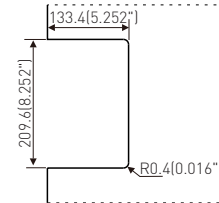
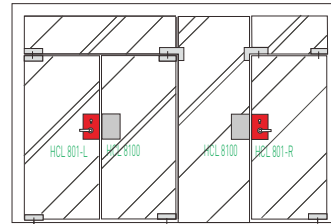
Model #	Glass Thickness	Cover MTL
HW-400S-B-L	10-12mm (3/8"-1/2")	Stainless steel Aluminum
HW-400S-B-R	10-12mm (3/8"-1/2")	Stainless steel Aluminum



HCL 801(6" x 10" Center Passage Lock)




Model #	Glass Thickness	Cover MTL
HCL-801L-PULL-10	10mm (3/8")	Stainless steel Aluminum
HCL-801L-PUSH-10		
HCL-801R-PULL-10		
HCL-801R-PUSH-10		
HCL-801L-PULL-12	12mm (1/2")	Stainless steel Aluminum
HCL-801L-PUSH-12		
HCL-801R-PULL-12		
HCL-801R-PUSH-12		

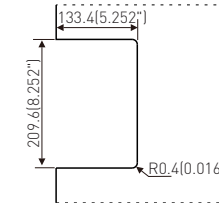
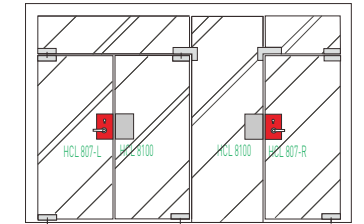


- The Function instruction
- Trim from either side retracts latchbolt at all times

HCL 807(6" x 10" Center Storeroom Lock)




Model #	Glass Thickness	Cover MTL
HCL-807L-PULL-10	10mm (3/8")	Stainless steel Aluminum
HCL-807L-PUSH-10		
HCL-807R-PULL-10		
HCL-807R-PUSH-10		
HCL-807L-PULL-12	12mm (1/2")	Stainless steel Aluminum
HCL-807L-PUSH-12		
HCL-807R-PULL-12		
HCL-807R-PUSH-12		

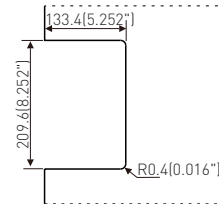
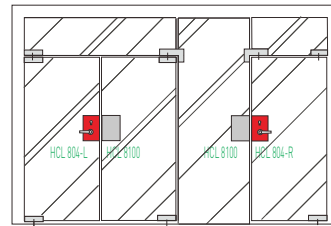


- The Function instruction
- Key outside retracts latchbolt.
 - Trim outside locked at all times.
 - Auxiliary deadlatch.

HCL 804(6" x 10" Center Office Lock)




Model #	Glass Thickness	Cover MTL
HCL-804L-PULL-10	10mm (3/8")	Stainless steel Aluminum
HCL-804L-PUSH-10		
HCL-804R-PULL-10		
HCL-804R-PUSH-10		
HCL-804L-PULL-12	12mm (1/2")	Stainless steel Aluminum
HCL-804L-PUSH-12		
HCL-804R-PULL-12		
HCL-804R-PUSH-12		

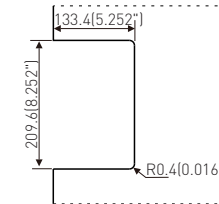
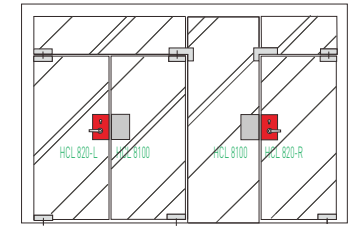


- The Function instruction
- Key outside retracts latchbolt.
 - Trim inside always retracts latchbolt, outside trim remains locked.
 - Trim outside is locked & unlocked by the toggle only.

HCL 820(6" x 10" Center Entrance Lock)




Model #	Glass Thickness	Cover MTL
HCL-820L-PULL-10	10mm (3/8")	Stainless steel Aluminum
HCL-820L-PUSH-10		
HCL-820R-PULL-10		
HCL-820R-PUSH-10		
HCL-820L-PULL-12	12mm (1/2")	Stainless steel Aluminum
HCL-820L-PUSH-12		
HCL-820R-PULL-12		
HCL-820R-PUSH-12		

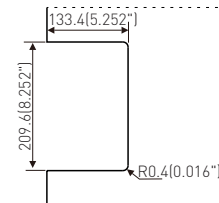
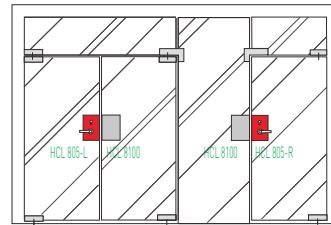


- The Function instruction
- Key and thumbturn both retract & project the deadbolt.
 - Trim outside is locked by toggle or projecting deadbolt.
 - Trim outside is unlocked by toggle only.
 - Key retracts both latchbolt and deadbolt, trim outside remains locked.
 - Trim inside always retracts latchbolt (and deadbolt simultaneously), trim outside remains locked.
 - Auxiliary deadlatch.

HCL 805(6" x 10" Center Classroom Lock)




Model #	Glass Thickness	Cover MTL
HCL-805L-PULL-10	10mm (3/8")	Stainless steel Aluminum
HCL-805L-PUSH-10		
HCL-805R-PULL-10		
HCL-805R-PUSH-10		
HCL-805L-PULL-12	12mm (1/2")	Stainless steel Aluminum
HCL-805L-PUSH-12		
HCL-805R-PULL-12		
HCL-805R-PUSH-12		

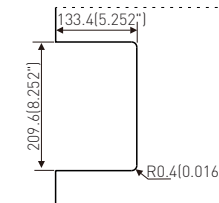
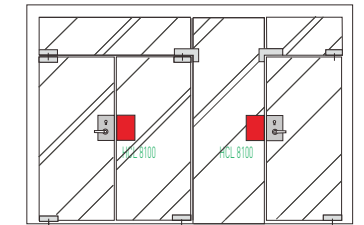


- The Function instruction
- Key outside retracts latchbolt, also locks & unlocks outside trim.
 - Trim inside always retracts latchbolt.
 - Auxiliary deadlatch.

HCL 8100(6" x 10" Center Lock Glass Keepers)



Model #	Glass Thickness	Cover MTL
HCL-8100-10	10mm (3/8")	Stainless steel Aluminum
HCL-8100-12	12mm (1/2")	




COMPANY PROFILE

Your most trusted partner



30 years
Experience



Hardwood is an innovative and professional company engaged in research, development, design and manufacturing of Locksets, fittings, sliding door system and numerous architectural hardware. The founder and core members have over 30 years' experience in door control industry. Our vision is to be the expert on functional and decorative security products and accessories. We believe true value can only be created by continuous dedication. Hardwood aims always to be your most reliable partner in supplying locksets and architectural hardware.

DESIGN & DEVELOPMENT

Continuous innovation and continuous development

Hardwood management team recognizes and deeply understand innovation and continuous improvement are key driven force for the company. We keep investing in R&D activities and have clearly defined growing annual budget for it. Engineers are using modern software, such as Solidworks and Creo to design internal structure and esthetic appearance.

We keep following new trends, products and techniques in the door control industry. Every quarter Hardwood has regular seminar on new products / trends and each year we set a plan to launch numerous new products.



PRODUCTION & INSPECTION EQUIPMENT

Quality production, strict quality control





Not only we invest heavily in R&D activities but Hardwood also deeply understand design should be perfectly matched with most advanced manufacturing techniques. We design critical parts toolings fully in house and we have invested such as AgieCharmilles machining centers. To control the quality of the manufacturing parts Hardwood also invests CMM and other projector measurement devices to inspect and verify critical tolerances. We understand the creativity sparked by R&D staff plus over years' experience in manufacturing will contribute to the novelty, quality and cost effectiveness of our product.



CERTIFICATE

Your most trusted partner

The factory manufacturing is under ISO 9001 quality management system. Numerous products have passed UL certification.





CASE PRESENTATION

Your most trusted partner

Our products are widely used in hospitals, schools, business centers, airports, government agencies, hotels, libraries, art galleries, bathrooms, dormitories, bedrooms, and so on

- Ningbo Wisdom Garden
- Hangzhou Bay New Zone
- Zhejiang Cargo Warehouse
- Zhejiang Women And Children Hospital

- Zhejiang Medical University
- Ningbo Zhenhai District Library
- Zhejiang Btower Commercial Center
- Zhejiang Liangzhu Art Museum

