


>>>

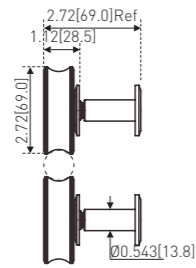
>>> SLIDING DOOR SYSTEM

>>>

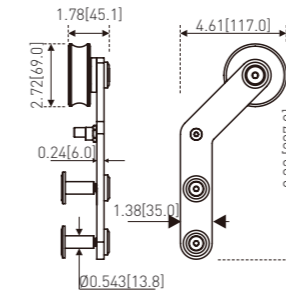

Hardwood Door Control Tech (Ningbo) Co., Ltd.



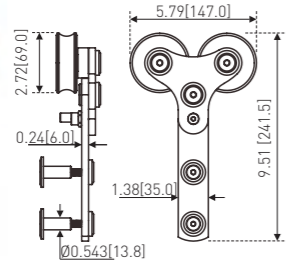
SLIDING DOOR SYSTEM



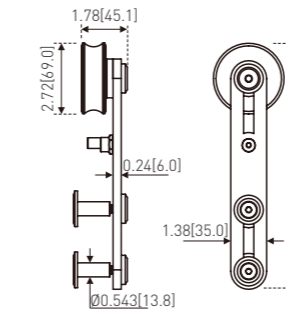

Model #	Wood or Glass Door Thickness	Track No	Material
S60-W2401	Wood 1-9/16" [40mm] 1-3/4" [45mm] 2" [51mm]	TR-1/TR-2 TH-1/TH-2 TF-3/TF-4	SS 304
S60-G2401	Glass 5/16" [8mm] 1/2" [12mm]		



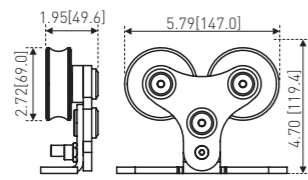

Model #	Wood or Glass Door Thickness	Track No	Material
S60-W2405	Wood 1-3/8" [35mm] 1-9/16" [40mm] 1-3/4" [45mm] 2" [51mm]	TR-1/TR-2 TH-1/TH-2 TF-3/TF-4	SS 304
S60-G2405	Glass 5/16" [8mm] 1/2" [12mm]		



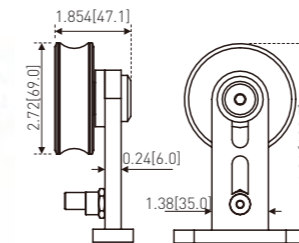

Model #	Wood or Glass Door Thickness	Track No	Material
S60-W2402	Wood 1-3/8" [35mm] 1-9/16" [40mm] 1-3/4" [45mm] 2" [51mm]	TR-1/TR-2 TH-1/TH-2 TF-3/TF-4	SS 304
S60-G2402	Glass 5/16" [8mm] 1/2" [12mm]		



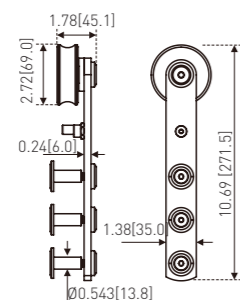

Model #	Wood or Glass Door Thickness	Track No	Material
S60-W2406	Wood 1-3/8" [35mm] 1-9/16" [40mm] 1-3/4" [45mm] 2" [51mm]	TR-1/TR-2 TH-1/TH-2 TF-3/TF-4	SS 304
S60-G2406	Glass 5/16" [8mm] 1/2" [12mm]		



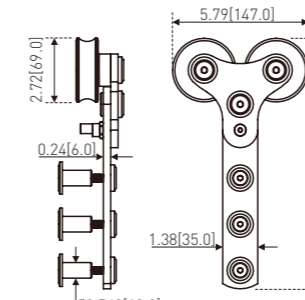

Model #	Wood or Glass Door Thickness	Track No	Material
S60-W2403	Wood 1-3/8" [35mm] 1-9/16" [40mm] 1-3/4" [45mm] 2" [51mm]	TR-1/TR-2 TH-1/TH-2 TF-3/TF-4	SS 304




Model #	Wood or Glass Door Thickness	Track No	Material
S60-W2407	Wood 1-3/8" [35mm] 1-9/16" [40mm] 1-3/4" [45mm] 2" [51mm]	TR-1/TR-2 TH-1/TH-2 TF-3/TF-4	SS 304

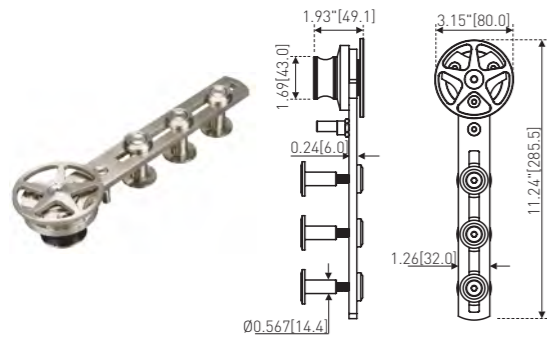


Model #	Wood or Glass Door Thickness	Track No	Material
S60-W2404	Wood 1-3/8" [35mm] 1-9/16" [40mm] 1-3/4" [45mm] 2" [51mm]	TR-1/TR-2 TH-1/TH-2 TF-3/TF-4	SS 304
S60-G2404	Glass 5/16" [8mm] 1/2" [12mm]		

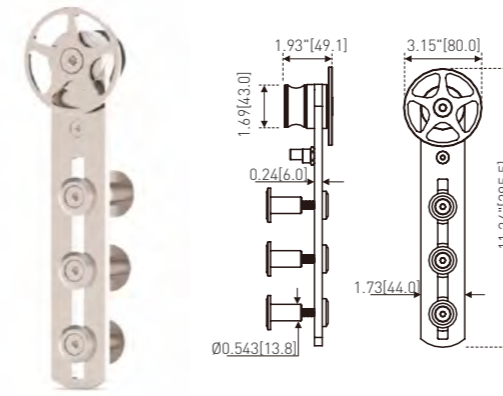



Model #	Wood or Glass Door Thickness	Track No	Material
S60-W2408	Wood 1-3/8" [35mm] 1-9/16" [40mm] 1-3/4" [45mm] 2" [51mm]	TR-1/TR-2 TH-1/TH-2 TF-3/TF-4	SS 304
S60-G2408	Glass 5/16" [8mm] 1/2" [12mm]		

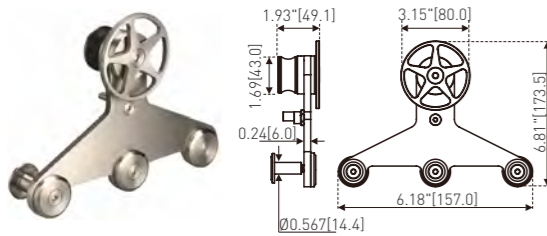





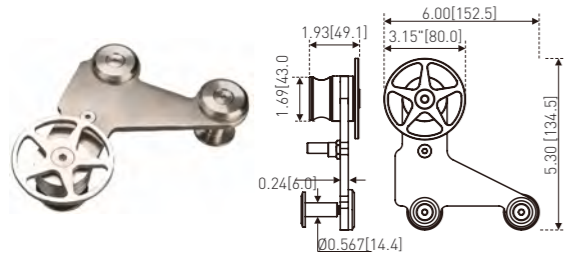

Model #	Wood or Glass	Door Thickness	Track No	Material
S40-W2401	Wood	1-3/8" [35mm]	TR-1/TR-2 TH-1/TH-2 TF-3/TF-4	SS 304
		1-9/16" [40mm]		
		1-3/4" [45mm]		
S40-G2401	Glass	5/16" [8mm]		
		1/2" [12mm]		



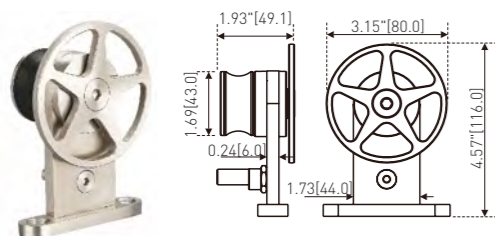

Model #	Wood or Glass	Door Thickness	Track No	Material
S40-W2405	Wood	1-3/8" [35mm]	TR-1/TR-2 TH-1/TH-2 TF-3/TF-4	SS 304
		1-9/16" [40mm]		
		1-3/4" [45mm]		
S40-G2405	Glass	5/16" [8mm]		
		1/2" [12mm]		




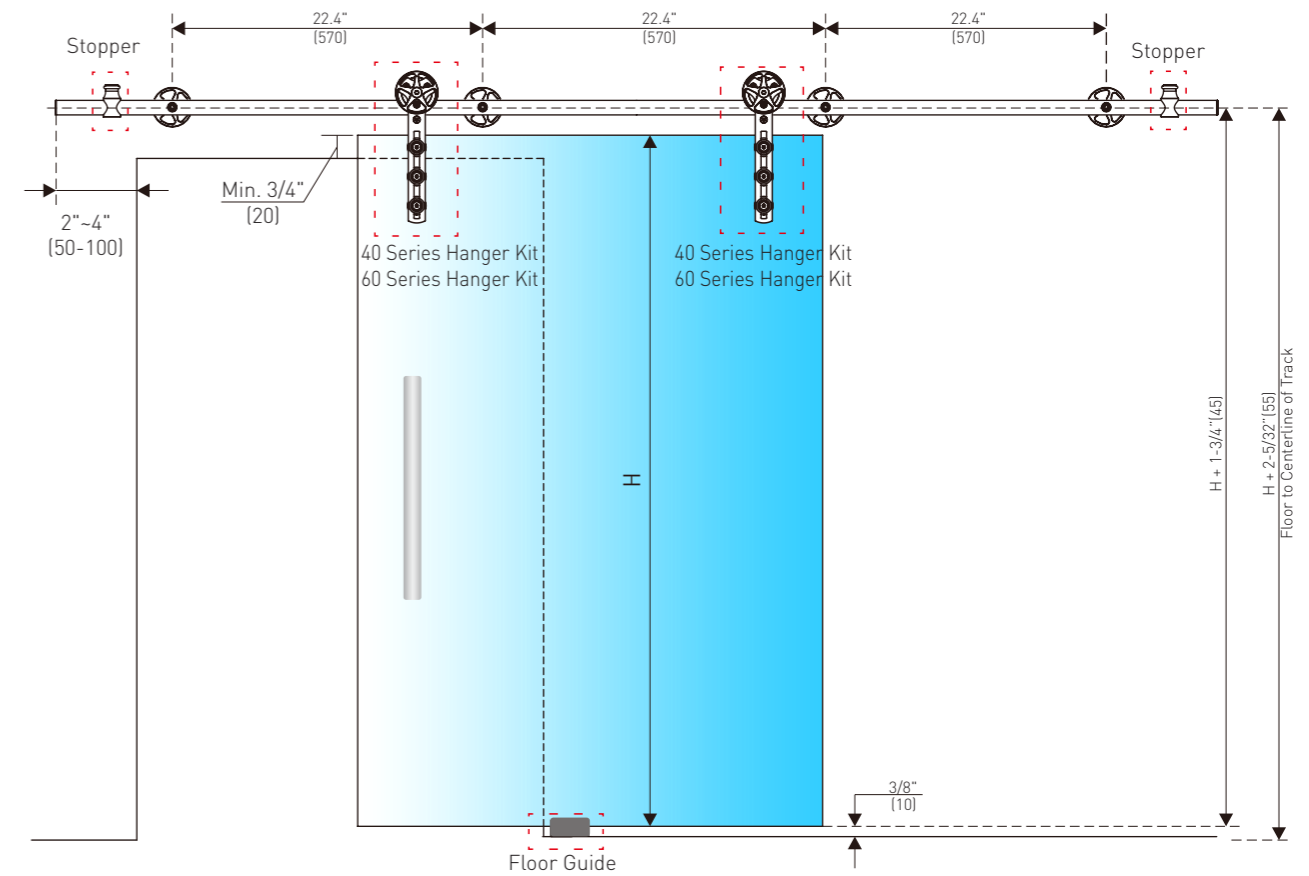

Model #	Wood or Glass	Door Thickness	Track No	Material
S40-W2402	Wood	1-3/8" [35mm]	TR-1/TR-2 TH-1/TH-2 TF-3/TF-4	SS 304
		1-9/16" [40mm]		
		1-3/4" [45mm]		
S40-G2402	Glass	5/16" [8mm]		
		1/2" [12mm]		

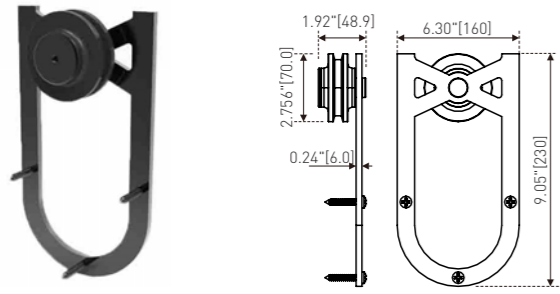


Model #	Wood or Glass	Door Thickness	Track No	Material
S40-W2403	Wood	1-3/8" [35mm]	TR-1/TR-2 TH-1/TH-2 TF-3/TF-4	SS 304
		1-9/16" [40mm]		
		1-3/4" [45mm]		
S40-G2403	Glass	5/16" [8mm]		
		1/2" [12mm]		

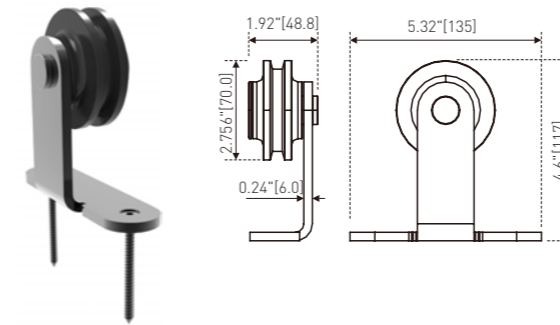



Model #	Wood or Glass	Door Thickness	Track No	Material
S40-W2404	Wood	1-3/8" [35mm]	TR-1/TR-2 TH-1/TH-2 TF-3/TF-4	SS 304
		1-9/16" [40mm]		
		1-3/4" [45mm]		
		2" [51mm]		

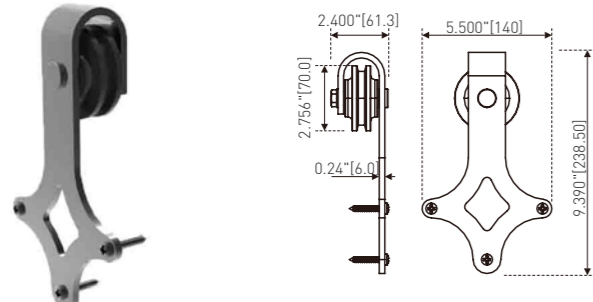




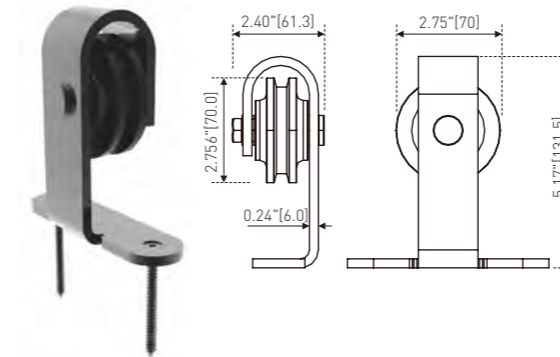

Model #	Wood or Glass	Door Thickness	Track No	Material
S70-W1201	Wood	1-3/8" [35mm] 1-9/16" [40mm] 1-3/4" [45mm]	TF-2	Carbon steel SS 304



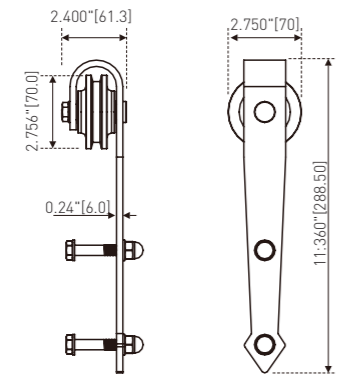
Model #	Wood or Glass	Door Thickness	Track No	Material
S70-W1201	Wood	1-3/8" [35mm] 1-9/16" [40mm] 1-3/4" [45mm]	TF-2	Carbon steel SS 304



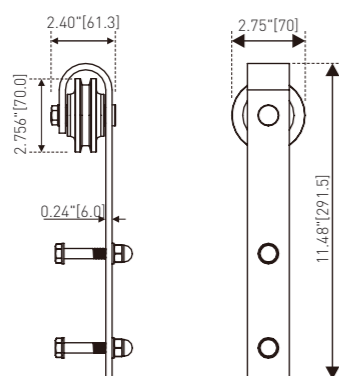

Model #	Wood or Glass	Door Thickness	Track No	Material
S70-W1202	Wood	1-3/8" [35mm] 1-9/16" [40mm] 1-3/4" [45mm]	TF-2	Carbon steel SS 304



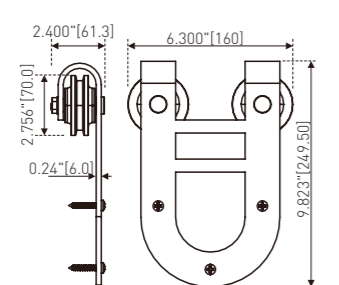

Model #	Wood or Glass	Door Thickness	Track No	Material
S70-W1206	Wood	1-3/8" [35mm] 1-9/16" [40mm] 1-3/4" [45mm]	TF-2	Carbon steel SS 304



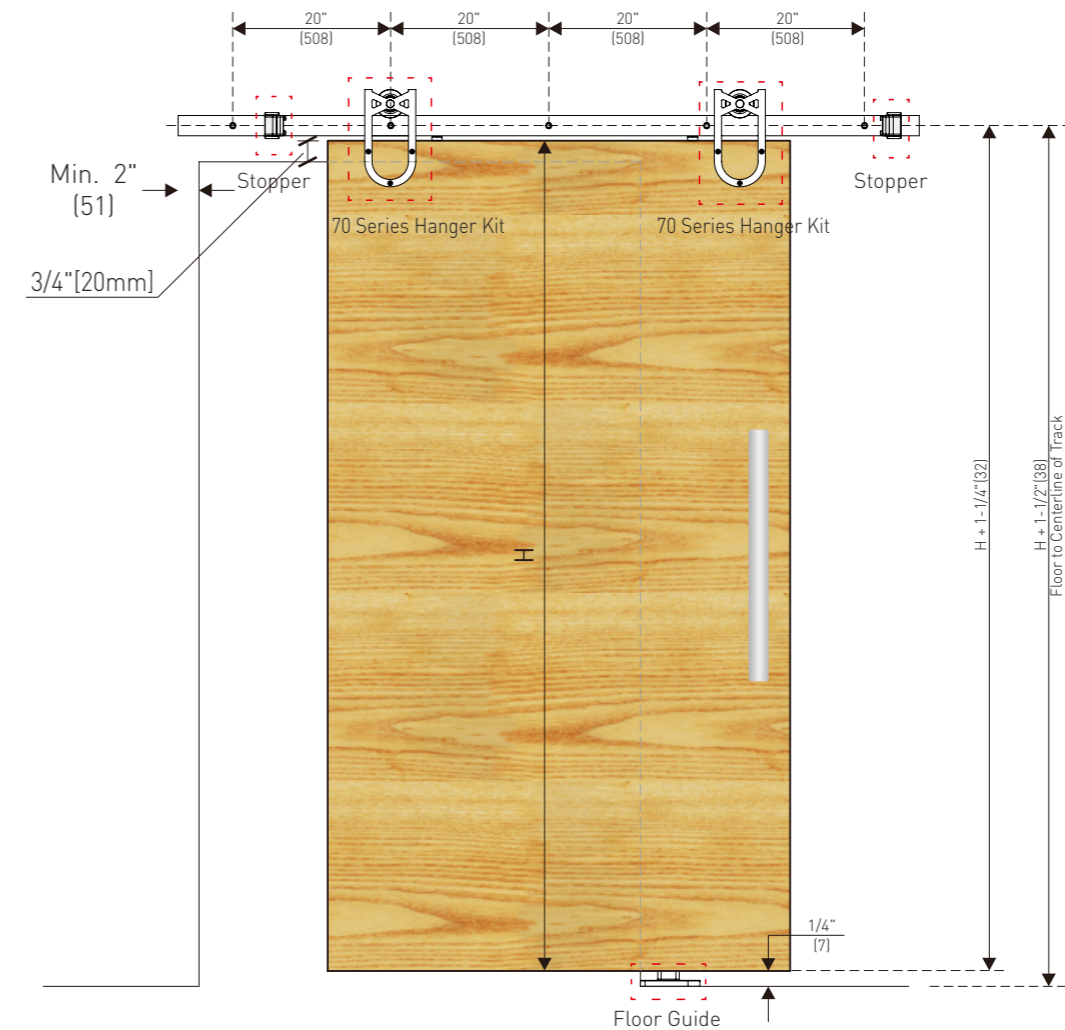
Model #	Wood or Glass	Door Thickness	Track No	Material
S70-W1203	Wood	1-3/8" [35mm] 1-9/16" [40mm] 1-3/4" [45mm]	TF-2	Carbon steel SS 304

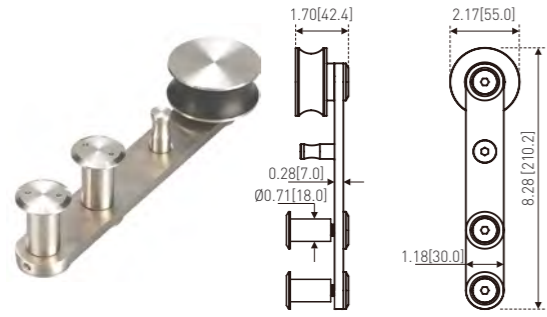


Model #	Wood or Glass	Door Thickness	Track No	Material
S70-W1204	Wood	1-3/8" [35mm] 1-9/16" [40mm] 1-3/4" [45mm]	TF-2	Carbon steel SS 304

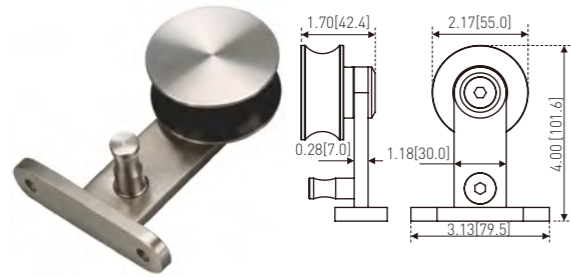



Model #	Wood or Glass	Door Thickness	Track No	Material
S70-W1205	Wood	1-3/8" [35mm] 1-9/16" [40mm] 1-3/4" [45mm]	TF-2	Carbon steel SS 304







Model #	Wood or Glass	Door Thickness	Track No	Material
S50-W2401	Wood	1-3/8" [35mm] 1-9/16" [40mm]	TR-1/TR-2	SS 304
S50-G2401	Glass	5/16" [8mm] 1/2" [12mm]		



Model #	Wood or Glass	Door Thickness	Track No	Material
S50-W2403	Wood	1-3/8" [35mm] 1-9/16" [40mm] 1-3/4" [45mm] 2" [51mm]	TR-1/TR-2	SS 304




Round Track




Track No.	TR-1	TR-2
Section		

Hexagonal Track

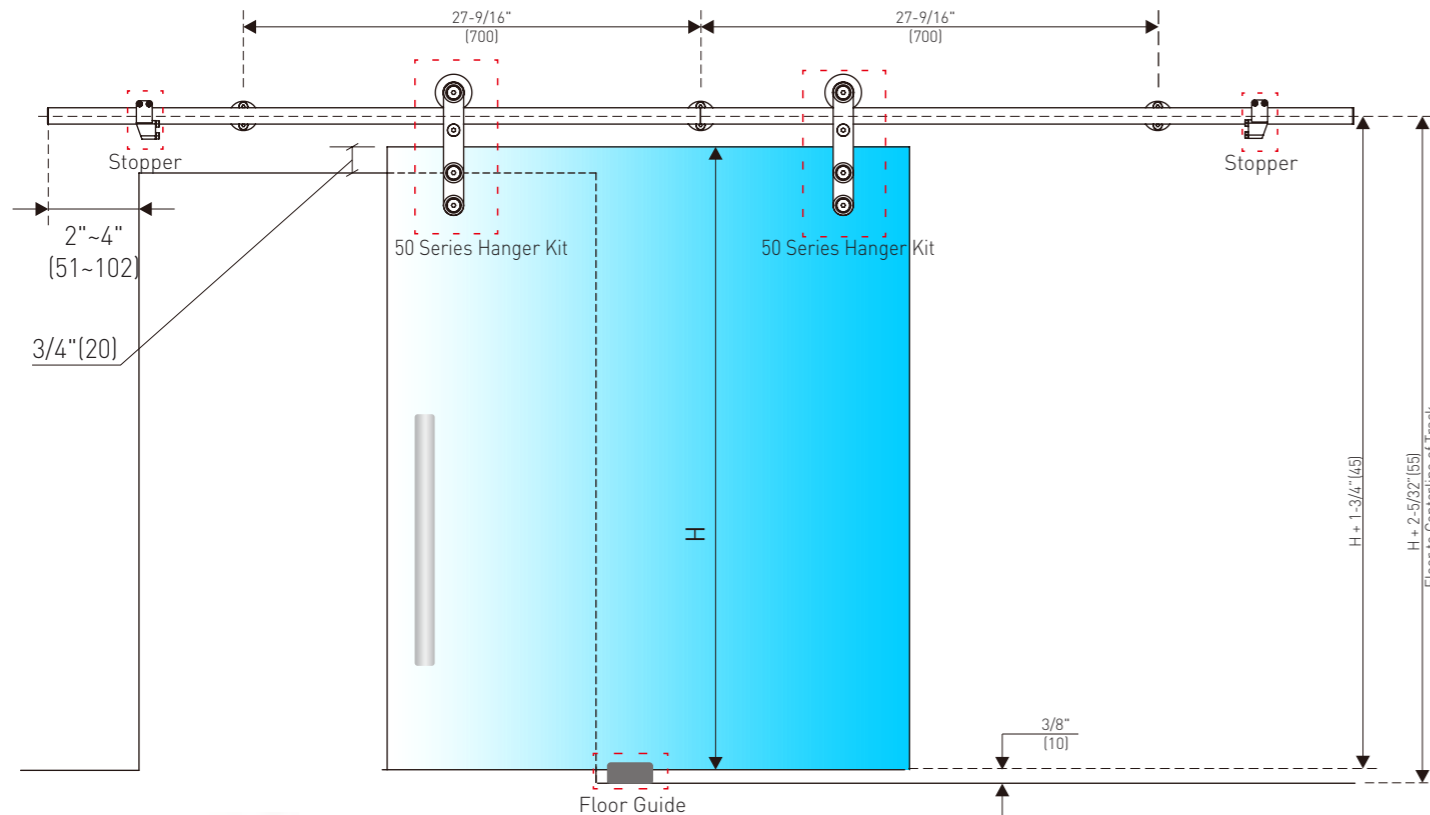


Track No.	TH-1	TH-1
Section		

Flat Track



Track No.	TF-2	TF-3	TF-4
Section			




COMPANY PROFILE

Your most trusted partner



30 years
Experience



Hardwood is an innovative and professional company engaged in research, development, design and manufacturing of Locksets, fittings, sliding door system and numerous architectural hardware. The founder and core members have over 30 years' experience in door control industry. Our vision is to be the expert on functional and decorative security products and accessories. We believe true value can only be created by continuous dedication. Hardwood aims always to be your most reliable partner in supplying locksets and architectural hardware.

DESIGN & DEVELOPMENT

Continuous innovation and continuous development

Hardwood management team recognizes and deeply understand innovation and continuous improvement are key driven force for the company. We keep investing in R&D activities and have clearly defined growing annual budget for it. Engineers are using modern software, such as Solidworks and Creo to design internal structure and esthetic appearance.

We keep following new trends, products and techniques in the door control industry. Every quarter Hardwood has regular seminar on new products / trends and each year we set a plan to launch numerous new products.



PRODUCTION & INSPECTION EQUIPMENT

Quality production, strict quality control



Not only we invest heavily in R&D activities but Hardwood also deeply understand design should be perfectly matched with most advanced manufacturing techniques. We design critical parts toolings fully in house and we have invested such as AgieCharmilles machining centers. To control the quality of the manufacturing parts Hardwood also invests CMM and other projector measurement devices to inspect and verify critical tolerances. We understand the creativity sparked by R&D staff plus over years' experience in manufacturing will contribute to the novelty, quality and cost effectiveness of our product.



CERTIFICATE

Your most trusted partner

The factory manufacturing is under ISO 9001 quality management system. Numerous products have passed UL certification.





CASE PRESENTATION

Your most trusted partner

Our products are widely used in hospitals, schools, business centers, airports, government agencies, hotels, libraries, art galleries, bathrooms, dormitories, bedrooms, and so on

- Ningbo Wisdom Garden
- Hangzhou Bay New Zone
- Zhejiang Cargo Warehouse
- Zhejiang Women And Children Hospital

- Zhejiang Medical University
- Ningbo Zhenhai District Library
- Zhejiang Btower Commercial Center
- Zhejiang Liangzhu Art Museum

